




# THE STYRENE SHEET

VOL. 45, No. 7 [WWW.SVSM.ORG](http://WWW.SVSM.ORG) JULY 2011



A Publication of the Silicon Valley Scale Modelers, A chartered Chapter of International Plastic Modeler's Society, USA branch.

## A Quick Look At What We Coulda Had in ' 58



1/72<sup>nd</sup> Scale F-107A # 1 (Trumpeter)  
By: Mick Burton

**History:** North American's radical redesign of their Super Sabre was flown in a competition against Republic's F-105, losing out on contract but going on to serve many years as valuable testbed at Edwards AFB.

**The Kit:** Seduced at an early age by this wild looking "might have been" thanks to an Aurora Models kitting, have been possessed to build one "real" After tackling Airmodel vacuform edition, Maintrack Models multi media vac, years later along comes Trumpeter with a sweet and cheap answer. Actually a co-op venture, turns out if you get the garage kit version you get the decals to make the crimson trim. I had to do mine with masking, cursing and little patience. Builds well, swiftly, needs weight to sit right though. A caution as well, the canopy fit at the top rear just ahead of intake may be too high on your kit. Mine was.

As you see here, Alclad Aluminum, Guards Red, patient masking (trim on # 1 bird was NOT the same as the other two, "cut off" areas apparent in pics here) provided satisfaction. At least for now, for my first one. Go on, try your hand at "the Ultimate Sabre", they don't cost much in time or money. Imagine what might have been...

**Editor's Ravings** – this month's editor, Mick Burton

Summer is here and going fast. One way I know is that we're only two weeks away from the Region Nine Regional in Yuba City, which puts the IPMS Nationals only two more weeks down the way. August will have begun! My favorite "finishing weather" will slip through my too often absent of airbrush fingers again at this bloody rate! Must quit job and all else, get building faster and faster...nope, tried that, didn't work out so well (unless you were a vendor who sold me stuff)

Remembering to FORGET the clock, the upcoming contest, impending publish deadlines, all that, that is truly the trick to slipping back into the blessed cosmos of modelling with one's own muse. Okay, you caught me, my powder went soggy...

We are meeting this month at a Round Table Pizza, on our traditional (47 years plus!) third Friday night, thanks to the fine efforts of one of our "retired" officers, and I would like everyone who shows up to consider it for our December date locale. For those who don't already know, there's not our regular "Model Talk Agenda" for our December meetings. We have our holiday party of sorts which includes an organized "gift theft" operation. Currently we hold it in a semi secluded area of the Round Table in Santa Clara off of Stevens Creek Boulevard. I am inclined to surmise that locale is not as convenient for those who are accustomed to our current meeting area, perhaps this month's meeting will help us compare/contrast? Share your opinions/thoughts on this if you would like afterwards with an email to editor address [dens25403@mypacks.net](mailto:dens25403@mypacks.net)

My hats off now to any and all of you who are going to "Omaha by the Sea" in August, sadly I won't be able to attend. Do consider sharing with us when you get back at our August meeting! Alright, let me close with extra looks at some recent fun I was able to be sharing in. Namely our last month's "sunny" meeting plus bonus trip Friday night one week later to San Joaquin Valley - *fini mick*


**Quite a variety orbiting that shiny Dino. On the right, Gabriel Lee's Star role:**



*Three looks at a visit to the Stockton Tomcats, more inside. One commented to me that was the most F-107s he'd ever seen*



*I may have startled my good friend Alan Weber with my comment thanking him. As shiny S-2 Tracker 1/1 propeller dome is a perfect urn for my cremated remains, yo! Left, Tomcat's Mascot picture frame has Anthony Lewis's best wishes (Jerry's kid)*






# COWARDLY ASSAULT ON SCRATCHING POST DOESN'T DETER TOMCATS

During SVSM's June meeting, we were treated to literally BREAKING news. During the opening business portion of meet, RC Chris Bucholtz got an email alert on his phone and proceeded to inform us Modesto Hobby & Crafts had been run into, LITERALLY! The meeting home of Region Nine's own Tomcats had been attacked by unknown imbeciles...

Well being an old Tomcat myself, when Mike Meek, Jim Priete said why the hell don't we get on down for the very next meeting instead of putting it off AGAIN, I twisted some arms at work and got released for the trip. Sure, we saw all the evidence of the 3 AM Monday 7-13-11 assault in remnant form when we arrived. More importantly we saw many Tomcats at the meeting definitely rocking and rolling with 9 more lives. Take a look at the night's festivities, we had royal good fun.



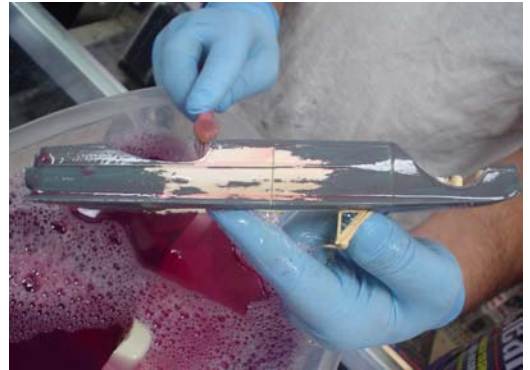
Tire rash floor is only clue now, center shot shows complete path of vehicle, here Dennis and Alan welcome us to meeting.



As you see left, there's no shortage of folks as we get ready for demo on stripping paint with ease. The instructor did emphasize that hot weather was great aid to the process, as Super Clean solution works a lot faster (few vs. many minutes) This liquid is cheap, safe to work & can be bought at local Walmart for one.



Unflappable Bob Phillips here smiles as he shows us his dead DUKW, along with his JS3 tank among the innocent display case victims of "drive thru booter" As a guide perhaps for a fool up to trying this stunt again, Bob's labeled his lovely suicide sub:



And we close with two looks of the Tomcats Mascot at left...



## **SVSM EDITOR' s CONTEST THEME JULY 2011 “ Vive Le Republique ! “**

This is a PATRIOTIC riff, in spirit of our annual celebre, of course with twist. Editor's outline of obvious entry: any FINISHED Republic Aircraft product (for competitive purposes I am allowing Seversky aircraft inclusion) There is of course an edge to gain, if you can finish your work in French markings convincingly, more success. Which offers you a rainbow of possibilities, I hope a flash of inspiration will streak through you. Chief concern is you all aren't just struck with a thunderbolt of a single note, makes me screech to think of it. Must jet off now.

Oh, My Bad! I have completely overlooked the more inclusive angle to this particular patriotic endeavor! NOTE everyone who wants to enter ANY AMERICAN REVOLUTIONARY WAR subject (and like many "modern" historians, I consider the War of 1812 to be the true "end of that conflict" so you can build range accordingly...) OR if you're in a wheeling and dealing mood, AMERICAN MOTORS COMPANY products clearly do qualify!

Oh, OF COURSE We cannot have this celebration go on completely smoothly and simply. Oh No! Not that !

### **MARK YOUR CALENDARS**

**JULY MEETING AND CLUB CONTEST** will take place at **Round Table Pizza, 2129 Morrill Ave** (near Landess, off of I-680) in San Jose. We have reserved use of two meeting rooms in the back.

## **SVSM ALUM CONTEST THEME OCTOBER 2011 “ Orange & Black Hoodoo”**

Also known as Scale Spooks Again from You!. Scary prospects here as a multiple First Place winner of Club Contests, A Man of Mystery, sponsors from his vault of wealth 3 prizes for those willing to brave this w/o chill! Qualities entries must embody (NOT the ENTRANTS, thank you very much!) include being primarily finished in Orange, Or Black, or Both. Several types of Japanese WW2 aircraft for example now leap to mind...beside a row of very specific Pontiacs and some Northrop products (what kind of a dealership is this anyways? SCARY) Think Creatures of the Night, Targets, Tangerine Dreams, go creative, nuts, or both. Frighten us with your entry.

## **SVSM EDITOR' s CONTEST THEME NOVEMBER 2011 “ SPORTS NIGHT ”**

This theme came about (forgive me) as *a team effort* while at a winter contest brainstorming. SVSM's last meeting of 2011 where we'll plan to have models finished on table for display and competition. A Super Bowl! I continue to thank Super Sport Fan Mr Chris Bucholtz for setting this idea afire when we were first discussing, also for the majority effort in making this compiled list of possible entrant examples. There can & will be more.

NFL category:

SH-60/Armstrong-Whitworth SEAHAWK , A-1 SkyRAIDER, Dodge CHARGER, Tu-95 BEAR, OV-10 BRONCO  
Hawker-Siddeley BUCCANEER, F-105 ThunderCHIEF, AN-2 COLT, HH-65 DOLPHIN, F-15 EAGLE,F-16 FALCON  
SEPECAT/XF10F JAGUAR, F9F PANTHER, PATRIOT missile, EF-111 RAVEN, AT-6 TEXAN, TITAN missile  
S-3 VIKING, (figure or diorama subject) COWBOY

MLB category:

PBM MARINER, An-12 CUB, Yak-28R BREWER , F-82 TWIN Mustang , F6U PIRATE, CV 440 METROPOLITAN  
XPBB-1 RANGER, F4D-1 SkyRAY,F11F TIGER, P5M MARLIN, Jolly Green GIANT (HH-3 or H-53)

NBA Category:

A-3 SkyWARRIOR , A-4 SkyHAWK, F-84 THUNDERJet (or, really, any Republic fighter) , F-22 RAPTOR  
Boeing/Martin CLIPPER, Tu-4 BULL, Piper PACER, Douglas D-558 SkyROCKET, F/A-18 HORNET,  
BAe HAWK, T-50 BOBCAT

NHL Category:

A2D SkySHARK, P-38 LIGHTNING, UH-60 BLACKHAWK, F9F PANTHER, CF-100 CANUCK  
Britten-Norman ISLANDER, XPBB-1 RANGER, Wright FLYER, RQ-1 PREDATOR, F-86 SABRE  
Hawker HURRICANE, Grumman J2F DUCK



**June 2011 SVSM MEETING Minutes by Chris Bucholtz, with minor edits by yours truly**

Next month's meeting will be held at the Round Table Pizza on Morrill Avenue off Landess Avenue in San Jose at the border with Milpitas. Check your newsletter for the precise address and directions!

Also, don't forget that our club's super auction is coming up in September! Bring some things you don't need, exchange them for things you THINK you need, and help the club out financially. Nifty, eh?



June's meeting marked the welcome return to the front by our own Frank Beltran, (for which Editor & 1<sup>st</sup> VP is ever so very grateful, as he was just then being delegated to conduct meet!)

In Model Talk... Joe Fleming brought in two years' worth of beautiful models. He's re-scribing and re-riveting a Hasegawa 1:48 F4U-4 Corsair, which will become part of a diorama of a derelict Corsair. He's detailing a Vector 1:32 Pratt & Whitney R-2800 engine, which he posed next to the engine out of the Trumpeter Corsair kit. Joe's also built a Tamiya 1:48 F4U-1; can you guess what Joe's favorite plane is?

Joe's also working on a Hasegawa 1:48 Ki-61, which he plans on finishing in captured American markings. Also present in 1:48 were a Tamiya P-47, a Hasegawa Bf 109G, a Hasegawa Ki-84, an in-progress Eduard P-39 and an Airfix Spitfire Mk. 22. Mixing up the scale a bit, Joe built Airfix's 1:72 Bf 109G in Italian markings and, inspired by a build by Chuck Betz, completed a Tamiya Bf 109E-3 in Swiss colors. In the figures department, Joe had five, including a Hussar, a Dragoon officer, a


soldier from the English Civil War, and a future self-portrait, being rendered from a JMD Resin piece that started out as just an upper body, but Joe sculpted the lower body and plans to depict himself working on a figure – he'll use a 1:350 figure to get a scale 1:35 figure.



Eric McClure's 1:48 Tamiya P-51D is painted with a coat of Alclad 2 aluminum. Now awaiting its final markings; it'll be completed as a long-range Mustang flying out of Iwo Jima. Gabriel Lee's "Space: Above and Beyond" SA-43 Hammerhead is now finished; he says the Fantastic Plastic resin kit was rather difficult. He's also using Revell's Airbus A319 to depict the Venezuelan presidential aircraft. Chris Bucholtz has ground away the main gear bays of Hasegawa's A-1J Skyraider and plans on replacing them with Aires bays. Mike Burton's armor collection now boasts a Korean War North Korean T-34 from the DML kit; he liked the build but found building the individual tracks tedious. Mike's also at work on a Shelby I concept car, a Trumpeter 1:72 F-107 which will be completed as a Thunderbirds aircraft, and a Hasegawa 1:72 F-86D Sabre Dog, which is neatly finished using Tamiya spray paints.



Bert McDowell is not giving up on Trumpeter's 1:350 Essex-class carrier, even though the company ignored some of the things Bert and Tom Harrison furnished them with, resulting in a frustrating build. John Heck built Trumpeter's Ariete C.1 – or at least its tracks; the individual link tracks are complicated and time consuming. John also plans on building a model of the USS Goodrich, a picket destroyer his uncle served on; he's been fumbling through various DML Gearing-class destroyers, and now that a radar picket, the USS Chevalier is on the way, he may have the model he needs. Greg Plummer's planning to enter Revell's photo contest, and his entry is an eye-catching custom that uses a 1955 Chevrolet as a base and adds the roof from an Acura Integra, plus low-profile tires and a two-tone paint job.





Bill Bauer used some very top-secret decals to do Jimmy Spencer's one-time Winston paint scheme on a Revell NASCAR Thunderbird. Bill said the frame was warped, which made getting all four wheels on the ground tough.

Al Kuhn used Eduard's amazing photoetched kit to build a skeletal Bleriot XI, which he rigged with No. 5 surgical wire. Al's had to rebuild this little beauty twice after moving accidents.

Cliff Kranz is having a box-scale fest, finishing Lindberg's 1:64 Ju 88 with all the moving parts movable and a nice paint job. He's also working on the Revell P2V-7 Neptune with skis; Cliff needs the clear parts to finish off the model.



And the model of the month goes to... Greg Plummer, for his 1:700 USS Oregon. Greg used the WSW kit, and aftermarket photoetched parts helped with the railings and other small details. The real ship was built in San Francisco, became a museum in Portland, was donated to a World War II scrap drive, converted into a barge, and was eventually scrapped in Japan.



Our club contest was connected to the summer sun, and yellow subjects were on display. Cliff Kranz built his yellow wrecker in 1970, heavily modifying an AMT kit with an all new deck and set of movable booms. Paul Bishop's all-resin BT-13 came from Planet Models' kit; he had a lot of fun trying to mask the greenhouse canopy. Ron Wergin gave his Italeri Autoblinda armored car a coat of Italian yellow sand paint.

Gabriel Lee's imagination placed his CF-105 in an autumn-themed yellow and tan camouflage scheme, and he also crafted a radical twin-boom fighter in yellow from two Tempests, a P-38 fuselage, F-80 wings and various other bits. He also noted that he'd never seen the predominantly yellow kit of Annikan's Starfighter from Revell built – so he built it! Jack Clark said that Italeri's 1:35 King Tiger went together well, although the tracks posed a problem. It had a *gelb* finish applied to it. Mike Burton put desert colors on Tamiya's Zundapp motorcycle and he had three SdKfz 234 variants in the same scheme – the -2 from Italeri, the 3 from Italeri and the -1 from DML. Dave Marzola said he expended all of his Tamiya yellow pain on his Monogram SNJ Texan, which he said went together very well. Chris Bucholtz built his T-34B Mentor almost 18 years ago, and it was his first conversion, the first time he used Varathane as a gloss coat, and the first time he scratch-made his own clear parts. Richard Linder had a 1:87 FAMO in desert colors, with its trailer; both came from Trident. And the winners were... In third place, with his 1:35 Tamiya FAMO, was Paul Bishop! Paul added a Panzer IV to the trailer to up the yellow quotient of his camouflaged half track. In second place, with his Anatolian Infantryman, was Joe Fleming! Joe's figure came from Fruimodel (even though it had not tracks) and wore a canary yellow cape. And in first place, with his Ferrari Dino, was Greg Plummer! Greg's 1966 show car is a Fujimi curbside kit (and is pretty pricey) and it wears an immaculate yellow paint job.

Annikan's Starfighter from Revell built – so he built it! Jack Clark said that Italeri's 1:35 King Tiger went together well, although the tracks posed a problem. It had a *gelb* finish applied to it. Mike Burton put desert colors on Tamiya's Zundapp motorcycle and he had three SdKfz 234 variants in the same scheme – the -2 from Italeri, the 3 from Italeri and the -1 from DML. Dave Marzola said he expended all of his Tamiya yellow pain on his Monogram SNJ Texan, which he said went together very well. Chris Bucholtz built his T-34B Mentor almost 18 years ago, and it was his first conversion, the first time he used Varathane as a gloss coat, and the first time he scratch-made his own clear parts. Richard Linder had a 1:87 FAMO in desert colors, with its trailer; both came from Trident. And the winners were... In third place, with his 1:35 Tamiya FAMO, was Paul Bishop! Paul added a Panzer IV to the trailer to up the yellow quotient of his camouflaged half track. In second place, with his Anatolian Infantryman, was Joe Fleming! Joe's figure came from Fruimodel (even though it had not tracks) and wore a canary yellow cape. And in first place, with his Ferrari Dino, was Greg Plummer! Greg's 1966 show car is a Fujimi curbside kit (and is pretty pricey) and it wears an immaculate yellow paint job.







CONGRATULATIONS  
**Greg Plummer**  
FOR WINNING JUNE MODEL OF THE MONTH



One could almost  
say that he  
**SAILED OFF**  
With It !



## UPCOMING EVENTS CALENDAR AS OF SVSM MEETING 07-15-11

**Friday, July 15 2011**

**IPMS/Silicon Valley Scale Modelers** monthly meeting, club contest theme “ Vive Le Republique!”

**Saturday, July 23 2011**

**IPMS/Dragon Lady** host our Region 9 Regional. Theme is “Wings of Gold” celebrating 100 years of USN Air. First United Methodist Church, 3101 Colusa Hwy, Yuba City CA. Vendors, Raffles, Food, Fun. Don't miss it!

**Friday, August 12 2011**

**IPMS/Fremont Hornets** monthly meeting. Theme so far:: Discuss 2011 Omaha Nats and decide if we missed it

**Friday, August 19 2011**

**IPMS/Silicon Valley Scale Modelers** monthly meeting, club contest theme “ PHOOEY ON THE NATS ”

**Saturday, September 10 2011**

**IPMS/Reno High Rollers** yearly contest, “ Centennial of US Naval Aviation “ Raffle, Special Awards, Vendors Location is Mt Bismarck Elementary School, Reno, NV (located VERY CLOSE to Reno Nat Champ Air Races)

**Friday, September 16 2011**

**IPMS/Silicon Valley Scale Modelers** monthly meeting, club contest theme “ Our Begging For Dollars ”

**Sunday, September 25 2011**

**IPMS/Fremont Hornets** host Tri City Classic 7 Exhibition & Contest. New Locale, now in Main Auditorium, Milpitas Community Center, 457 E. Calaveras Blvd, Milpitas. Event theme: " Black Rain " anything Japanese or directly related. Contest Director Woodrow Yeung, via [warhawkp40@gmail.com](mailto:warhawkp40@gmail.com) or see [www.fremonthornets.org](http://www.fremonthornets.org)

**Saturday, October 8 2011**

**IPMS/Orange County** host their OrangeCon at the Pavilion, CSU Fullerton. Event theme TBA

**Saturday, November 5 2011**

**IPMS/Antelope Valley Group** host “Desert Classic 15”, AntelopeValley College, Lancaster CA. Theme will be “Arch Rivals “. Allows for a wide range of paired subjects, e.g; F-86 v MiG-15, Batman v Joker, etc.

**Saturday, December 3 2011**

**IPMS/Silver Wings** host “Silvercon 2011”, Elk Grove Elementary Gymnasium, Elk Grove, CA.

**Saturday, February 4 2012**

**IPMS/Santa Rosa & Friends** host “Hobby Expo 2012”, Petaluma Community Ctr, Petulama CA. Theme TBA

**Saturday, February 11 2012**

**NNL West** host “NNL Western Nats 2012”, Santa Clara Convention Center, Santa Clara, CA. Theme TBA

**Saturday, March 24 2012**

**IPMS/Silicon Valley Scale Modelers** host KOC 18 “Viva La Revolucion”

**Saturday, May 19 2012 IPMS/Fresno Scale Modelers** host R-9 Regional “ Desert Warfare ” Location TBA.



## BLAZING COMBAT ROLES AT JUNE'S MEETING SEARED MEMORIES !

SVSM Editor's Contest for June 2011 : " Here Comes The Sun ". What did everyone who played bring on ?



No slouches, we had a brilliant turnout with some surprising results. Figures, Air and Space Fantasy, Civil and Military tow, 2/3/4/8 or no wheels at all, Ancient or Future or Past times, we had it covered in our Field Of Battle (left)

Big Rig Tow, FAMO with loaded trailer, pair of Italian cars (Dino Ferrari and WW2 Armor) Anakin's ride, Fantastic Canuck & Lightning, BT-13, SNJ (covering Primary and Advanced trainers) 13<sup>th</sup> Century Infantry robed in Spear Me Yellow, Hunting Tiger & Zundapp for a dash of Dunkelgelb, an OLD T-34 (thanks CB) barring way for those latest three items Rich Linder has built that fit in this idea. As for the

three unfinished 8 wheeled armored cars, well the Awards Sponsor was being overly ambitious...! – editor)

Greg Plummer got First Place for his Dino, Second going to Joe Fleming for his Anatolian Infantryman, Paul Bishop hauled off Third place for his FAMO. My thanks to President Frank shanghaiing two Judges for it all !



Above is Ferrari ala Plummer, in the middle Joe Fleming's Caper is seeing double, so right below Paul Bishop's FAMO hauls out here as Jack Clark's Jagdtiger takes aim

Directly below, Dave Marzola's fine 1/48 SNJ takes a Glenview of my only finished entry. Yes, you see it, Zundapp one on left there -mick



**6:45 PM**

**FRIDAY**

**JULY 15**

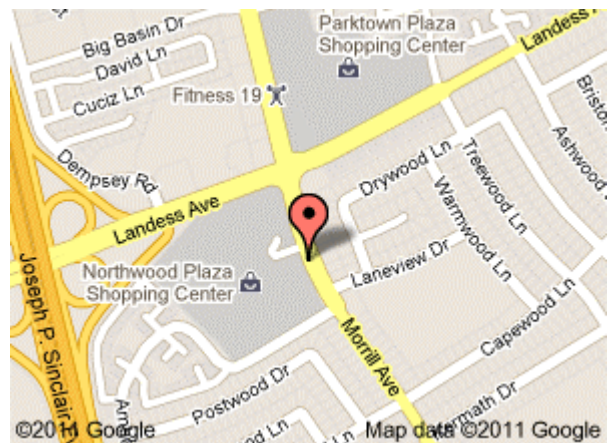
**We are “Eric’s Group” IN BACK PRIVATE ROOMS**

**ROUND TABLE PIZZA**

**2129 Morrill Ave**

**San Jose, CA**

(Just off Hwy 680 at Landess Avenue Exit)



Be Sure to let them know you’re with “Eric’s Group in the private rooms”  
when ordering drinks or food, thank you in advance

Email : dens25403@mypacks.net

MILPITAS CA 95036

P.O. BOX 361644

SILICON VALLEY SCALE MODELERS

EDITOR

