



THE STYRENE SHEET

VOL. 58, No. 10 www.svsm.org NOVEMBER 2024



A Publication of the Silicon Valley Scale Modelers, A chartered Chapter of International Plastic Modeler's Society, USA branch.

AS OCTOBER TURNED



NOW NEWS PUBLISHED AFTER THE NOVEMBER MEET

Photos/Text: Mick Burton Minutes: Chris Bucholtz

At the October meeting... Mick Burton gave us a rundown of the contests from the past month and review of the contest calendar, plus a reminder that January will be out club auction. Bring any models you know you won't build, and allow them to help fund our event in June! Also, December promises to be the annual tradition of the cutthroat gift exchange (which is a great way to get a model for the auction, if you're stuck with something you don't really want!).

Edit



(Editor's Nag: At the September meeting, we took a vote in honor to remember Cliff Kranz, decided that his seat in the front, first row on the left side of the room shall remain open for the next year.) 😊 Thx



Editor's Ravings – this month's editor, Mick Burton

“ JUST GLAD THIS ISSUE IS PUBLISHED NOW ”



Shameless plug: www.mickbmodeler.com

(WRAP UP of our '24 OCTOBER Meet From page 7)



Joe Dudek took the rather aged Airfix Scorpion Scimitar and Cromwell kits in 1:72 scale, which he said were very nice kits, and applied some finishing magic to them to create two very small masterpieces.



Mark Balderrama is customizing 1:64 toy cars to replicate the schemes specific cars wore in specific races, using decals made for the job produced by a firm in Australia!



Kent McClure's work this month included conversion work to turn a PM Models Ta 152 Moskito into a racing plane, some deciphering of the baffling and incorrect missile instructions on PM's Su-15, and further work on his Airfix P-40/Hawk 75, which will become a "what-if?" French plane. Kent's also turning a wargaming piece of the Beaverette in 1:72 into a nice model, and he has his Glencoe Retriever Rocket assembled and has the fuel tanks marked with appropriate markings - there were no safety markings for fuel when this kit was issued!

Postoria Aguirre brought in a couple of rarities he scored on-line.



First was a 1:288 kit of the first starship *Enterprise*, a proof-of-concept craft that was the first warp-capable vehicle. The other was a 1:144 model of the X-Jet from *X-men*, which has extensive decals and will need a lot of scribing.

And the models of the month were... With his remarkable rusted Gundam, **Adam Rhetta!** Adam picked up the model, which was a 5-Star Stories kit, and found it had great detail but a weird base. He decided to build it as a rusted relic, applying rust, then chipping fluid, then layers of paint, which he then removed to expose the weathering. He also made his own base with a party of explorers on horseback, emphasizing its monumental size and creating a neat vignette reminiscent of the painted scenes of European explorers in ancient Egypt. Our other model of the month was **Ken Miller's** replica of a chair he saw at Southwest Airlines' headquarters, which was made of oversized Southwest swizzle sticks. Ken used actual swizzle sticks to adorn a dollhouse chair, and he added a 1:1200 3D-printed 737 to the seat, painted as a Southwest aircraft. The chair took a third at the Airliners International show.

-chris fini




In model talk... **Lou Orselli** did a very impressive job with SuperModel's 1:72 CANT 1007. He tried to use a masking set on it, but found the pre-cut masks didn't fit the canopy very well! Instead, he painted decal strips and applied them one frame at a time, painting the interior color first and the camouflage colors on top of that.





Ron Wergin built Tamiya's 1:35 105mm Sherman and crewed it with a figure from Dragon, then weathered it with Mig mud and an effect that simulates frozen ice on the flat surfaces of the hull



Frank Babbitt's beautiful F-16A in 1:48 came from the Hasegawa kit, and used a lot of resin for the intake, wheel well, and cockpit, some of which interfered with other resin parts. The cockpit also benefitted from Eduard photoetch, and Frank plans to add static dischargers from Master Model.



Bill Ferrante removed 10 scale feet from the fuselage of Hasegawa's 1:200 Boeing 737-400 to backdate it to a -300. He plans to finish it in Western Pacific Airlines colors.

Bill also completed a Hasegawa 1:200 DC-3, which he said assembled with no troubles at all, and a Tamiya 1:72 X-1, which started life as one of two kits released by Hobby Spot in Japan





John Carr is finding that Revell's 1:16 French Republican Guard has surprisingly crisp details and assembles very well. He changed the braids on the shoulder boards to get a better hang.

Bob Meyers Tamiya 1:35 Char I was assembled for a while before he was inspired to paint it; he used Atom by Mig paints to apply the hard-edged French camouflage, first painting the borders by hand and then airbrushing the centers of the camouflage pattern, then applying the black border using a brush and NATO black paint. Since it was an older Tamiya kit, he cut off the molded-on blobby hatch handles and replaced them with wire.



Greg Plummer wondered why there was a kit of the 1975 Dodge Canter, a Mitsubishi light truck imported to Australia and sold there, but Fujimi did one in 1:32. Greg said the model had excellent detail and great tires.

He finished it in a neat seafood green paint scheme.






Chris Bucholtz has the paint and most of the decals on his Academy 1:72 PV-1 Ventura; he's waiting for help with the odd font used for the white three-digit number used by VPB-135 on the tail of its machines. He's also built and painted the external tanks for Tamiya's 1:72 F-16CJ, which he's doing as a brightly-colored Turkish Tiger Meet aircraft.

Ben Pada's 1:48 Arma Hurricane took first at OrangeCon, and he's building a second one; this time, he's sanding the wings to get a more restrained effect with the detail.



Gabriel Lee's Mexican Police raid diorama is nearly done, featuring a modified Hasegawa UH-60L and 1:72 police special forces figures from Pegasus.

He's working on a second L-model Blackhawk in 1:72, with an exhaust upgrade from ABA.





Gabriel is also continuing his “Reel Submarines” theme with Zvesda’s 1:350 K-19, which needs only its flat coat for completion. This sub was the subject of the Harrison Ford film “K-19: the Widowmaker,” and the real sub was considered a bad luck ship, but it served for 30 years after its fatal atomic accident following a total re-fit.




Ken Miller’s build of the classic Revell Boeing 1:400 SST earned him an award at the Airliners International contest, even though he says the decals fit poorly.

Ken’s also been adding things to his *Repo Man* car, a 1965 Chevelle that started out as a two-door but which has been stretched and given two extra doors, a bench seat in front, New Mexico license plates and an overall green paint job (that actually glows in the dark!).

As a nice base, Ken found a VCR copy of *Repo Man*.



And all the rest ... continues on page 2



Congratulations to
Adam Rhetta
FOR WINNING OCTOBER
MODEL OF THE MONTH





Congratulations to
Ken Miller

FOR WINNING OCTOBER MODEL OF THE MONTH



7:00 PM OPEN, MEETING ENDS 10:30 PM SHARP

3rd FRIDAY of Month

DECEMBER 20 (at TRADITIONAL meeting site)

COMMUNITY ROOM

Milpitas Police Administration Building

1275 N. Milpitas Blvd

Milpitas, CA

=====

“ 2024 Take On PIRATE’s PLEASURE ... ”

REMINDER The DECEMBER GIFT EXCHANGE is sole business Agenda item for meeting ! NO MODEL TALK

Locale: Our Standard Meeting Place, Milpitas PD Community Room, from 8-1015pm. **OFFICIAL RULES BELOW:**

“ RULES OF ENGAGEMENT ”: GIFT “THEFT” EXCHANGE SVSM DECEMBER 2024 MEET

1. YOU MUST BE PRESENT TO WIN. So show up on time to register AT FRONT DESK
2. MAXIMUM THREE Gifts put in play by any ONE player present (**Need not be** a member to play *this year*)
3. **MINIMUM RETAIL VALUE** EACH GIFT must be **25 US dollars**. LABEL YOUR NAME ON GIFT
4. GIFTS IN ORDER TO PLAY must be reasonably pre wrapped, not outrageously “disguised” or otherwise camouflaged, so as to not take a person all night (that we don’t have) to unwrap and continue our game.
5. GIFT TO BE OFFERED IN PLAY should be model oriented, likely to be generally perceived of as an item some several of those present WOULD WANT TO STEAL. Bring item you’re mad for, others likely will be.
6. ONCE UNWRAPPED, ALL GIFTS CONSIDERED “IN PLAY” UNTIL “DEAD”. NO TRADES !! ARE ALLOWED IF IN PLAY ITEMS INVOLVED. Feel free to manage what you like with yours and others “dead”
7. UNWRAPPED GIFT IS “IN PLAY” UNTIL STOLEN THREE TIMES THEN IT IS DECLARED “DEAD” Any & all disputes for this declaration are resolved by Club Secretary or his designee, are final and binding. Just ask Chris B. or his designee.
8. PLAY ENDS when time to leave comes or all items are stolen to the deadpoint or the last one is unwrapped to its eventual fate.
9. AT LEAST ONE UNBUILT MODEL CAR, SCI FI, SNAP TITE or SHIP KIT must be present in the GIFT PILE. Or you’re all in trouble.
10. THIS MAY NOT BE COMPLETE RULES. LISTEN AT THE MEETING FOR ANY ADDENDA.

=====

EDITOR
SILICON VALLEY SCALE MODELERS
P.O. BOX 361644
MILPITAS CA 95036
Email : dens25403@mypacks.net

