



THE STYRENE SHEET

VOL. 58, No. 9 www.svsm.org OCTOBER 2024



A Publication of the Silicon Valley Scale Modelers, A chartered Chapter of International Plastic Modeler's Society, USA branch.

A SEPTEMBER LIKE NO OTHER



Let's see on page 3...

NOW WITHOUT KRANZEAN ASPECTS

Photos/Text: Mick Burton Minutes: Chris Bucholtz

At the September meeting, we took a moment to remember Cliff Kranz, who passed away earlier in the month.



Cliff was a long-time member and a modeler for more than 60 years.

The club decided that his seat in the front, first row on the left side of the room shall remain open for the next year.

Editor's Ravings – this month's editor, Mick Burton

“ MAKING ROOM for ALL THE NEWS ”

VERY BUSY weeks and more ahead, I managed (just) to get this issue refitted when minutes (ago) rest of this story arrived -mb

(WRAP of our '24 SEPTEMBER Meet From page 8)



Shameless plug: www.mickbmodeler.com



Laramie Wright is getting back to the bench with the classic 1970s-era Tamiya 1:35 Sherman. He says it's about 70 percent of a good model, but it was the first Sherman he ever built. He's resisted the temptation to dig into his Sherman spares bin thus far. The biggest headache has been the muzzle brake, which managed to get dropped or launched three times before it was finally cemented into place.

Kent McClure likes Orion's line of soft plastic 1:72 figures - he had some U.S. tankers in winter gear, and said they also make German, British, and Italian tankers.



His hypothetical Re.2000 in RAF colors is painted in a desert scheme, depicting an alternative history where Britain sourced aircraft from a neutral Italy.



He's been fighting with some bad gaps and seams in his Glencoe Retriever Rocket, and has one of the seven box-like fuel tanks finished for it.



His 1:72 Beaverette is a gaming miniature; Kent has outfitted it with a 20mm gun and replaced the grab handles and tow hooks with wire.



He has two lower wings and cockpits in progress: an Airfix Hawk 81, which will be painted in a spurious scheme depicting a French plane in Vichy markings, and an Airfix fabric-wing Hurricane Mk. I, which he plans to build as a Belgian aircraft.



Finally, Kent has a PM 1:72 Su-15 assembled, and he's sanded off the raised panel lines of what is a pretty rugged kit. **-chris fini**



And the model of the month goes to... TWO Modelers.

Joe Dudek for his spectacular turn out of the old (1967!) Monogram **Hawker Typhoon** and to **Ron Wergin** for his lovely "Soviet" **JGSDF Type 74 Tank**

Our September club contest we had entries and good minutes from Chris, all of which will appear separately in soon to be October issue of **The AfterMarket Sheet (TAMS)** The Editor has been busy with the Sept/October Special ... **-mick fini**



In model talk...Ron Wergin was wrongly accused of building "a Soviet Tank" here by President (Burton) at opening. It's actually a Tamiya edition of a JGSDF Type 74 This 1:35 build allowed Ron to do a lot of weathering,



including the placement of some snow in some crevices, created by sprinkling on some sugar and sealing it with clear flat



Chris Owczarek took a fairly rudimentary Mr.Kraft 1:72 Mi-2 "Hoplite" kit and overcame its not-so-great fit to build a 1980s






vintage Polish search-and-rescue helicopter. He said the clear parts were particularly difficult to get into place without gaps. The helicopter was painted with Tamiya paints.



Gabriel Lee has his Mexican SWAT raid diorama nearly complete, with the modified Hasegawa UH-60L posed and the Pegasus SWAT team figures in place on a rooftop base.

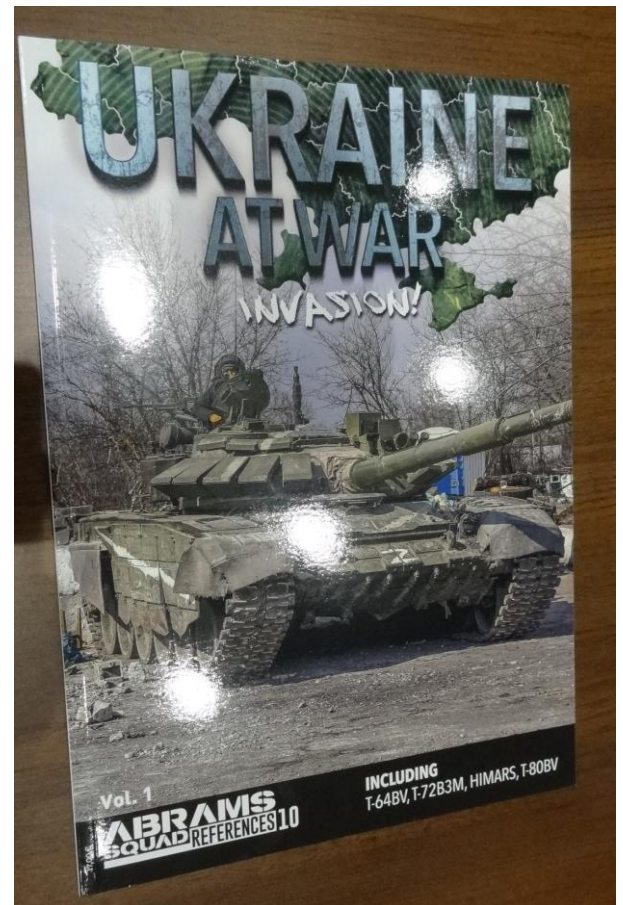
Gabriel resisted the urge to build the rest of the high-rise.



Chris Bucholtz has his 1:72 Academy PV-1 Ventura in paint, with just a few touch-ups on the tail needed; he says the three-tone U.S. Navy scheme is easy on single-engine planes but less so on twins, as the massive wad of used Tamiya tape in his office attests.



Randy Ray brought in this recently published timely tome, it's a high recommendation if interested in material germane to current conflict





John Carr's two Starblazers spacecraft included one that was a complete kitbash. He's trying some new paint effects with these models, including painting the tiny windows with watercolors.




Eugenie Ray thought the joins for the scoops on her 1:24 Accurate Miniatures Corvette Super Sport looked a little rough, so she cleaned them up by applying Perfect Plastic Putty to the seams with a fine pipette.

She also finished the wheels and cleaned up the chassis.



Joe Dudek quietly wowed us with this Monogram 1:48 Tempest Mk. V. Joe weathered the model with oils and drilled out the cannon barrels and exhausts, but beyond that the kit was built stock. He admired the model for its fit even though it's almost 60 years old!





Mark Schynert found his way to tying himself up with this, a 1/72 scale kitting of Kurt Tank's Ta-154 twin engine night fighter, nickname "Moskito".



I am sorry I didn't catch whether this is the molding of Turkey (PM) or Hasegawa's 1998 edition. Either one I applaud Mark for taking on, nice twin engine obscurity

Greg Plummer combined the Revell Ford 1930 Model A with an Aoshima cyber racer anime kit to create a nuclear-powered roadster. The Model A showed some quality control issues, to Greg's surprise. The model is nearly done, but needs some radioactivity warning labels for the engine.





Mike Schwarze wanted some painting practice, so he picked up three medium-sized Dungeons & Dragons plastic dragons, primed them using Tamiya white, and used his skills in dry-brushing, shading to get the effects he wanted.

He used Vallejo and MiG paints, plus some craft paints for the yellows and whites.



And all the rest ... (continues on page 2)



Congratulations to
Joe Dudek

FOR WINNING SEPTEMBER MODEL OF THE MONTH





Congratulations to
Ron Wergin

FOR WINNING SEPTEMBER MODEL OF THE MONTH



7:00 PM OPEN, MEETING ENDS 10:00 PM SHARP

3rd FRIDAY of Month

OCTOBER 18 (at TRADITIONAL meeting site)

COMMUNITY ROOM

Milpitas Police Administration Building

1275 N. Milpitas Blvd

Milpitas, CA

=====

“ N Is For ... ”

November SVSM Club Contest by Editor

Another Fun With Alphabet with of course, another twist. Since November is traditionally last month of meeting calendar year where Models/Model Talk are on agenda, we oft have some sort of notoriously odd or offbeat themed Club Contest.

Turkeys, TOWS, Tailfins and Twins, Tanksgiving, stuff like that. This year, Editor is sponsoring this mixing of myriad model concepts with a Notable letter in synch with month, it's vowel driven in a way but otherwise just his usual madness. See below:

**Right Now, this is Qualifying Model Entrant Node Mode:
STAY TUNED FOR UPDATES - MEANWHILE GET GOING**

(while may seem like a pretty limited set of model parameters, trust me, a veteran club contestant ought to spot neat camel sized loophole in listing to bust through the needle's eye. Just ask William F. or Greg P.)

N is for Naval or NASCAR or Natter or Nachtjager or Nashorn or Nakajima

N is for Neutrals or Next Generation or NENE *(the jet engine, its immediate derivatives. For this, merely look it up on Wikipedia for one source, learn of the aircraft that had this engine or its equivalents)*

N is for Nippon (anything Japanese) Pretty basic, think on it

N is for Northrop or North American (the seed that started this) or Nought (again, give it some thought)

N is for Nuclear (powered, or armed, or directly related to)

=====

EDITOR
SILICON VALLEY SCALE MODELERS
P.O. BOX 361644
MILPITAS CA 95036
Email : dens25403@mypacks.net

