



THE STYRENE SHEET

VOL. 58, No. 8 www.svsm.org SEPTEMBER 2024



A Publication of the Silicon Valley Scale Modelers, A chartered Chapter of International Plastic Modeler's Society, USA branch.

AN AUGUST ATTENDANCE & EXPERIENCE FOR ALL



WITH ATLANTEAN ASPECTS

Photos/Text: Mick Burton Minutes: Chris Bucholtz



At the August meeting, we heard a report on the IPMS/USA Nationals in Madison, Wisconsin, and a brief report on the club's display at the San Jose Spirit of '45 event on August 10, which featured a 20-model

Editor's Ravings – this month's editor, Mick Burton

“ **UNEXPECTED and SAD NEWS** ”



Shameless plug: www.mickbmodeler.com


*I am still in shock after having received this news last Sunday, could only manage a pictorial notice on my website. We lost our “Undaunted Modeler”, Mr Cliff Kranz, end of August, I have no details. **WE WILL MISS YOU VERY MUCH OLD FRIEND** -mb*

(RUN To End of our '24 AUGUST Meet From page 8)

Mike Schwarze has a Polar Lights Phantom of the Opera built and primed, awaiting its final Lon Chaney-style paint.



Mike's also working on his take on the classic “Mr. Gasser,” and he's looking forward to finishing up the car part of the model.



And the model of the month goes to... Bob Meyers and his 1:32 Bf 108 Taifun. Bob grabbed the Eduard kit for \$10 at the Silicon Valley Classic, and says the kit is beautiful. He painted it with the new Atom by Mig acrylic paint, which shot perfectly straight from the bottle.

In our August is for Atlantis contest, we had five entries, all of them winners! In the aviation category, Greg Plummer scored with his small-scale Monogram Boeing 2707 SST. Even though the molds are about 55 years old, Greg said the model needed almost no filler. Mike Meek built the 1:67 A-26 Invader as an air racer, using lots of CA glue and sanding! He cut off the turrets, scrounged some T-33 tip tanks, and rounded off the nose before hitting it with a coat of Tamiya aluminum spray paint. He painted the clear parts black and made his own decals for the plane Wally McDonald raced at Mojave in 1979. This plane was restored back into a B-26K and resides in the National Museum of the USAF. And Chris Owczarek did a lot of experimentation on his way to a completed box-scale PBY-5A. H painted and panel shaded the Catalina using Tamiya paints, and applied the exhaust staining using pastels. In the car category, Eugenie Ray finished the challenging classic Revell midget racer blue Tamiya spray lacquer, with a bit of a Tamiya clear coat over it. The driver figure proved challenging, with a seam right down the nose, but a Dspiae seam scraper took care off that — and the figure received goggles and a scarf to help hide the seams. And the final winner was Bob Meyers' 1:20 1910-era Mack truck. Bob built the model and primed it in yellow, which served as a jumping-off point for some serious weathering. He used weathering powders to get the dirty grime on the engine, and capitalized on a bad reaction between paint and clear coat for a chipping effect. The model comes as. Circus truck, but Bob turned it into a beer truck by adding some barrels, some re-purposed 1:35 stowage, and some sanding sponges that were turned into boxes. The final detail was the chain on the tailgate! -chris fini

This contest was covered in detail with photos all in the AUGUST 2024 TAMS ... -mick fini



display by Randy and Eugenie Ray, Frank Babbitt and Chris Bucholtz. Mike Burton gave a full run-down on the upcoming shows in California - the Reno High Rollers on September 24; October featuring OrangeCon in Fullerton, Sonoma and the AVG contest in Lancaster; the Tri-City Classic on Nov. 9; the final NNL West on Jan. 4; Yuba City's contest on Jan. 18; and our own Silicon Valley Classic 2025 on June 14. *In model talk...*

Tom Trankle used Eduard detail parts to enhance the cockpit of his Airfix 1:48 Blenheim Mk. I. He said the fit was good except for the wing roots, which required a lot of CA glue as filler.



Tom also built Tamiya's 1:48 P-47D razorback, finishing it in a natural metal scheme as a plane based in Iceland.

Tom masked and painted most of the markings, and used SAC metal landing gear.

Ron Wergin went through three attempts at painting his Plastic toy Soldier Company Panzer V Panther until he was happy with the finish; he tried out his Aztek airbrush to achieve that paint job. The tank was crewed by a figure from Prieser.





Bob Meyers likes everything about Airfix's 1:48 Ju 87B Stuka except for its odd one-piece stacked open canopy. He's finishing his dive bomber as a Spanish Civil War machine.



Pete Long's connections sneaked him an example of Tamiya's new 1:35 Leopard 2A7V, and he's nearly finished it. The model comes in many pieces — the hull has six pieces, for example — but following the instructions means that the build is easy and painless. The kit's photo etched parts are also nice and bendable, Pete notes.



Frank Babbitt liked that the Matchbox 1:72 Meteor Mk. 12 had slightly raised panel lines so he could remove them to do the scribing himself! He used Aeroclub metal landing gear and wheels and swapped brass tubing for the gun barrels.



Si Young's Tamiya 1:35 Panzer IVH was built out of the box, but Si added his own damage to the model by bending the fenders by heating them with a hair dryer until they were pliable. He also removed some panels on the skirt armor to replicate things he'd seen in period photographs.

Chris Bucholtz brought back his Daedon vs. Parahippus diorama, which managed to win first in miscellaneous dioramas at the IPMS/USA Nationals.



His Academy 1:72 PV-1 is starting to get paint — the white lower surfaces have been painted and masking for the three-tone scheme is underway

— and he's battled the Ace Models 1:72 1942 Ford staff car into shape, despite its five-part body and short-run shortcomings.

Oddly, the Ukrainian kit has decals for two U.S. Army cars and a police car from the El Cajon police department!






Ben Pada says Gaspach's 1:48 Me 163 is a nice kit until you try to put the wings on! He's building the largely 3D-printed model straight from the box.




In response to a similar build at the Fremont meeting, Ben brought in his Accurate Miniatures Il-2 Sturmovik, which he finished "without paint," so the metal and wooden components were visible.

Randy Ray is still working in his AK Interactive FJ 43, which fits so well that any paint on a joint can affect the fit. The only area that fit somewhat poorly was the hood, which needed adjustment.

Randy bought some Plus Models 3D-printed traffic cones that he'll display with the finished vehicle.



Greg Plummer wants to pull out all the stops for the last NNL West show in January, so he's bashing together a Aoshima HP.002 anime vehicle's chassis and wheel pods with a Model A. The engine for this vehicle is an atomic bomb!





Gabriel Lee is blocking out a diorama featuring a rooftop raid by special police forces in Mexico, featuring a Hasegawa H-60 Blackhawk that's been fitted out with 3D-printed details from a vendor in Chile.

Aaron Rhetta picked up three 3D-printed figures from the series Dragonball Z and is trying out new painting techniques on them, including the idea of a limited palette to simulate the colors used in animation.



Kent McClure likes the Matchbox 1:72 Vickers Wellesley, but said it needs some filler around the wing roots.




He has an Airfix 1:72 Hawk 81 underway and plans to complete it in "what-if" French colors, in much the



same spirit as his Special Hobby Re. 2000, which is completed as if the Italians had sided with the British and sold some fighters to them.



Kent's also working on a Pioneer 1:72 Su-15 Flagon, an enormous plane that is taking up a lot of sandpaper time, and has a Glencoe retriever rocket in its early stages.



And the rest ... (continues on page 2)



Congratulations to
Bob Meyers
FOR WINNING
AUGUST MODEL OF THE MONTH



7:00 PM OPEN, MEETING ENDS 10:00 PM SHARP

3rd FRIDAY of Month

SEPTEMBER 20 (at TRADITIONAL meeting site)

COMMUNITY ROOM

Milpitas Police Administration Building

1275 N. Milpitas Blvd

Milpitas, CA

=====

“ NCAR – Real or Not ”

September SVSM Club Contest by Editor

Real Easy rules: ANY Racing Aircraft in history as subject is eligible, not just Reno NCAR, for “REAL”

NOT Easy rules: ANY “Fantastic” (as in re: fantasy) realization you come up with as subject, is eligible for “NOT”

September 2024 would have been the 60th anniversary of the legendary National Championship Air Races being run at Reno-Stead Airport, had real life not intervened in 2023. Instead there won't be any 2024 races run, but we can still honor and celebrate this “ultimate motorsport” here in our own way, also have some added fun doing it.

Toward this end, Now Celebrating Air Racers is the intended meaning of NCAR when decoded for the contest



=====

EDITOR
SILICON VALLEY SCALE MODELERS
P.O. BOX 361644
MILPITAS CA 95036
Email : dens25403@mypacks.net

The logo for Silicon Valley Scale Modelers is circular. It features a dark background with several white silhouettes of different aircraft models. The text 'SILICON VALLEY' is written along the bottom inner edge, and 'SCALE MODELERS' is written along the top inner edge.